

Beltone

ACCESS™



INVISIBLE DESIGN:

- Discreet and attractive

OCCUSION-FREE SOLUTION:

- Occlusion has been cited by as many as 30% of hearing aid users as a reason for their dissatisfaction or discontinued used*

EASY TO CONFIGURE:

- Switch easily between the Open and the Standard Hook solutions depending on the needs of the client



LARGE RANGE OF STANDARD BELTONE FITTING OPTIONS:

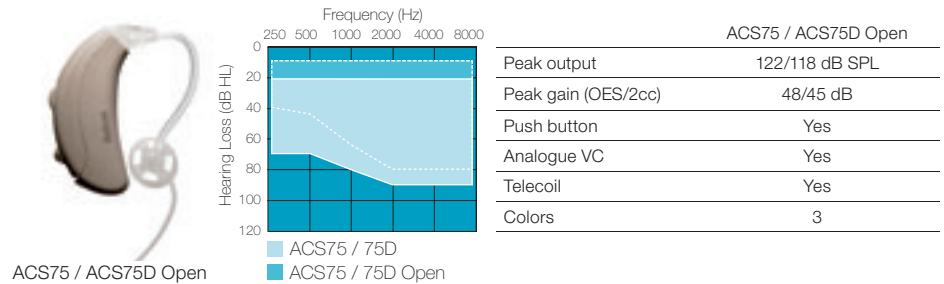
- Choose the best fitting Thin Tube among 5 different lengths and 2 insertion depths.
- 4 dome sizes – 3 MiniDomes (sizes 5, 7 & 10) and Standard Dome. ACCESS Open can also be worn with the Thin Shell or other custom mould systems.



*MacKenzie et al., 1989; Brügel et al., 1992

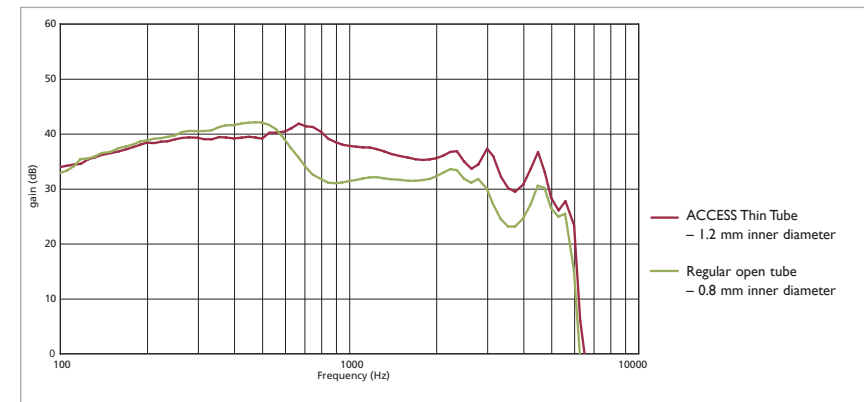
PRODUCT INFORMATION:

- Beltone ACCESS allows you to offer state-of-the-art solutions in the lower price range. It introduces an extensive set of customer benefits. Now also in Open configuration!



THIN TUBE SYSTEM:

- For its Open fittings, Beltone has selected the Thin Tube. With no compromise on cosmetics, the 1.2 mm inner diameter of the Thin Tube allows for significantly more high frequency gain and output than competing regular Open fitting tubes, which typically have an inner diameter of just 0.8 mm.



- The graph shows the difference in the frequency response for reference test gain at 60dB. This level is in the area of normal speech input levels.

Belton
ACCESS™

MORE HEARING SATISFACTION FOR EVEN MORE PEOPLE – ONLY A CLICK AWAY

ACCESS Open is Beltone's first-ever Open solution in the lower price range. It's as economical as it is attractive, plus it minimizes uncomfortable occlusion. So now you can offer a better solution to the evergrowing group of cost-conscious customers with mild-to-moderate high frequency hearing loss.

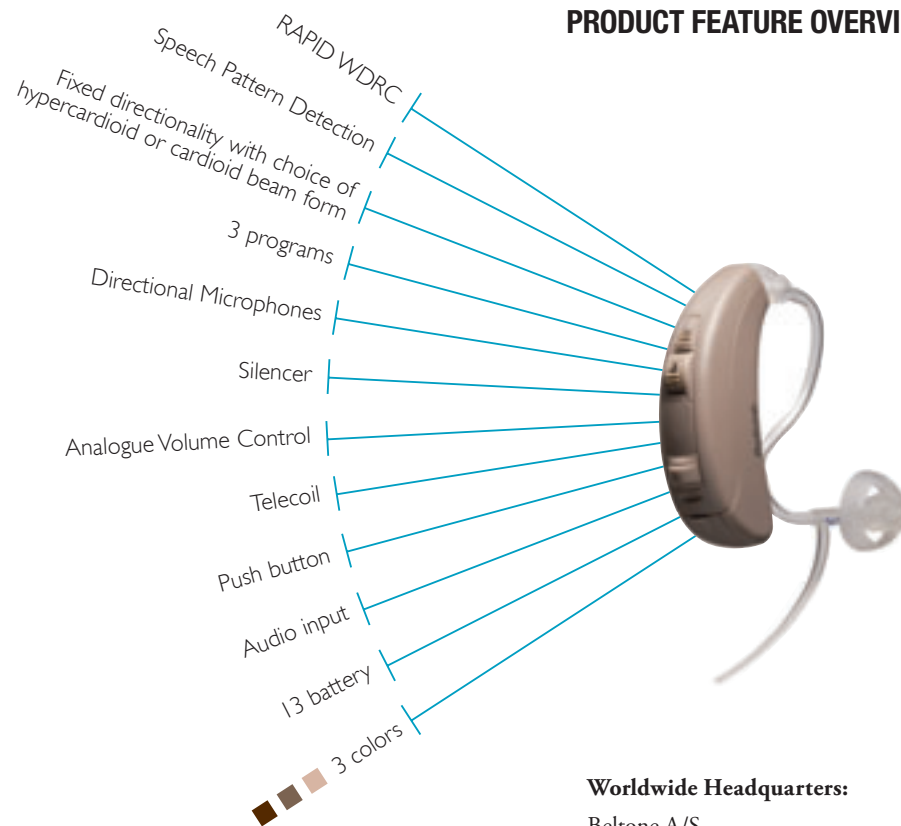
Just click the reconfigure button in SOLUS, and you'll be ready to start fitting Beltone ACCESS Open – and to start satisfying more customers.

- SOLUS automatically adjusts the gain, adapting it to the chosen configuration – either Open or Standard
- The new and attractive ACCESS behind-the-ear housing now works seamlessly with Beltone's practically invisible Thin Tube system. With 10 different tube sizes and an extensive range of ear tips, you can practically fit any ear.
- It takes only seconds to configure a standard BTE ear hook to a Thin Tube. All you have to do is replace the ear hook with a snap-on adaptor – the only new inventory item needed. Choose the appropriate Thin Tube and ear tip, and you are ready to go!

Try the Beltone ACCESS Open today. You will help more people hear the world better, with less occlusion and on a shoestring budget!



PRODUCT FEATURE OVERVIEW



Worldwide Headquarters:

Belton A/S
Lautrupbjerg 7, P.O. Box 99
DK-2750 Ballerup
Denmark
Tel.: + 45 45 75 11 11
Fax: + 45 45 75 11 19

